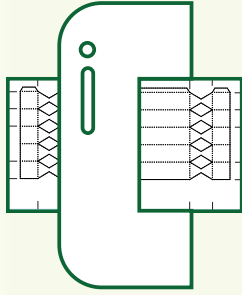




Christmas Cracker

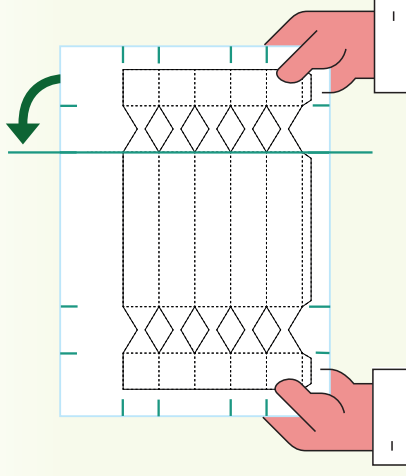
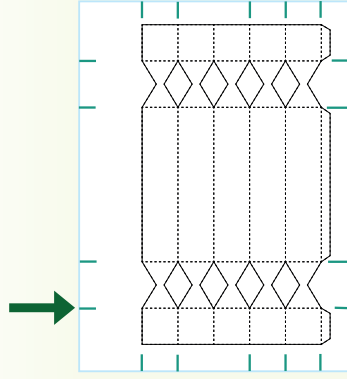
1 Print

download and print your cracker




2 Folding

use the lines as guides to fold your cracker
fold all the dashed lines



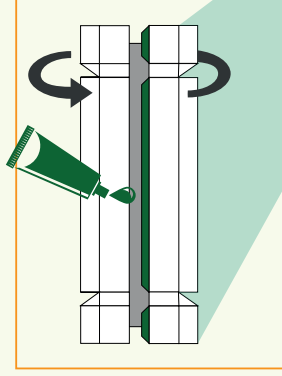
3 Cut

cut around the edges and diamonds



4 Glue

Join both ends and glue them



Why not to fill up
your cracker with
sweets and give it as
a **christmas present**
to your friends
and family!

WELL DONE!



Finalise with a festive bow
to close your cracker