



islandbuses.info

merry
CHRISTMAS

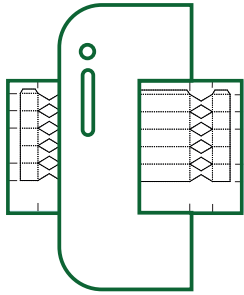
happy
NEW YEAR

Southern
vectis
Part of GoAhead

CHRISTMAS cracker

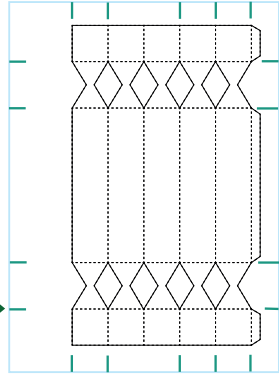
1 Print

download and print your cracker




2 Folding

use the lines as guides to fold your cracker
fold all the dashed lines



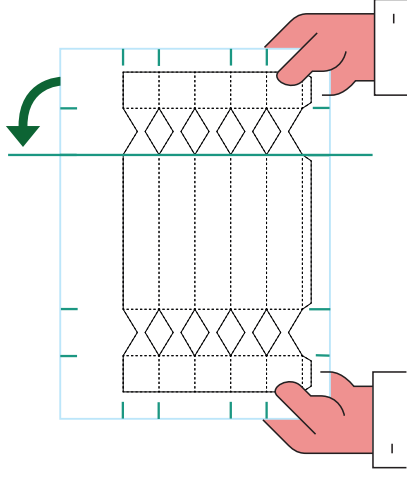
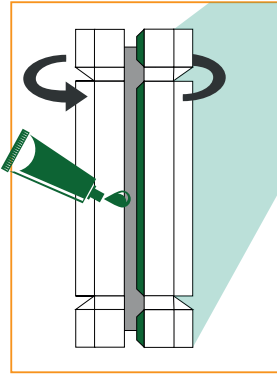
3 Cut

cut around the edges and diamonds



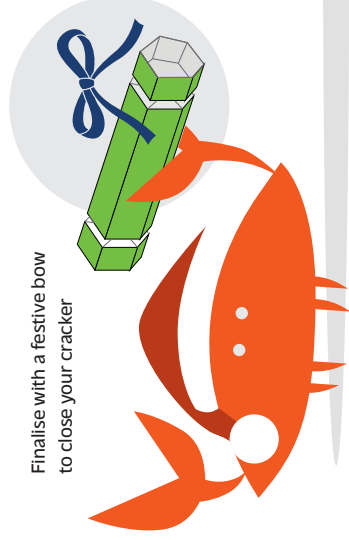
4 Glue

Join both ends and glue them



well done!

Finalise with a festive bow
to close your cracker



Why not to fill up
your cracker with
sweets and give
it as a **christmas**
present to your
friends and family!

